

Renaissance U.S. Equity Growth Currency Neutral Fund

Fund category

U.S. Equity

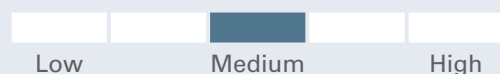
Investment objective

Renaissance U.S. Equity Growth Currency Neutral Fund seeks long-term capital growth primarily through exposure to a U.S. equity fund that invests primarily in equity securities of companies listed on major U.S. exchanges and that are located in the United States. The Fund will attempt to reduce its currency exposure to non-Canadian dollar currencies by implementing a currency hedging strategy.

Why invest?

Single ticket access to growth focused US equities

Volatility & risk analysis



Fund details - Class A

Fund code	ATL1250
Inception date	Oct 20, 2010
Management expense ratio	1.85%
Min. investment	\$500
Load structure	Front End Charge

Fund details - Class F

Fund code	ATL1253
Inception date	Dec 8, 2010
Management expense ratio	0.88%
Min. investment	\$500
Load structure	No Sales or Redem
Total assets (\$Mil)	23.8

Performance as at March 31, 2024

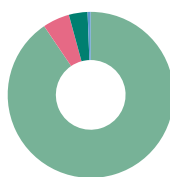
Annual return (%)	2014	2015	2016	2017	2018	2019	2020	2021	2022	2023	YTD
Class A	9.0	5.4	0.8	21.8	-5.1	29.3	14.2	23.3	-20.7	17.3	8.1
Class F	10.5	6.8	2.2	23.2	-3.9	31.0	15.6	24.5	-20.0	18.5	8.3

Trailing return (%)	1 mth	3 mths	6 mths	1 yr	2 yrs	3 yrs	5 yrs	10 yrs	SI
Class A	2.7	8.1	20.2	22.7	3.3	6.1	9.8	9.3	8.3
Class F	2.8	8.3	20.8	23.9	4.3	7.2	11.0	10.6	9.0

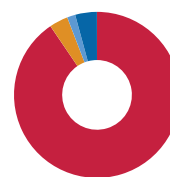
Dist. \$	Mar	Feb	Jan	Dec	Nov	Oct	Sep	Aug	Jul	Jun	May	Apr
Class A	-	-	-	-	-	-	-	-	-	-	-	-
Class F	-	-	-	-	-	-	-	-	-	-	-	-

Portfolio analysis as at March 31, 2024

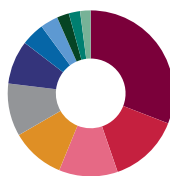
Investment Style: Bottom-up, growth



Asset allocation*	(%)
U.S. Equity	90.52
International Equity	5.24
Cash and Equivalents	3.64
Other	0.60



Geographic allocation*	(%)
United States	90.52
United Kingdom	3.65
Switzerland	1.60
Other	4.24



Sector allocation	(%)
Information Technology	30.89
Health Care	13.85
Consumer Discretionary	11.45
Communication Services	10.46
Financials	10.25
Industrials	8.51
Energy	4.52
Materials	3.46
Consumer Staples	2.36
Utilities	2.20
Real Estate	2.05

Renaissance U.S. Equity Growth Currency Neutral Fund

Investment managers

CIBC Asset Management Inc.

2018-02-01

Top holdings	(%)
Microsoft Corp. Com	7.63
Alphabet Inc. Cl A	6.26
Amazon.com Inc. Com	6.15
NVIDIA Corp. Com	3.98
Cash & Equivalents	3.64
Visa Inc. Com Cl A	3.26
Apple Inc. Com	3.11
UnitedHealth Group Inc. Com	2.89
Salesforce.com Inc. Com	2.08
Home Depot Inc. Com	1.92

More holdings details	Total
Total Number of Holdings	58

For more information, please contact your CIBC Asset Management representative or visit renaissanceinvestments.ca

Renaissance U.S. Equity Growth Currency Neutral Fund

* Due to rounding, amounts presented herein may not add up precisely to the total.

Renaissance Investments is offered by CIBC Asset Management Inc. The views expressed in this document are the views of CIBC Asset Management Inc. and are subject to change at any time. CIBC Asset Management Inc. does not undertake any obligation or responsibility to update such opinions. This document is provided for general informational purposes only and does not constitute financial, investment, tax, legal or accounting advice nor does it constitute an offer or solicitation to buy or sell any securities referred to. Individual circumstances and current events are critical to sound investment planning; anyone wishing to act on this document should consult with his or her advisor. All opinions and estimates expressed in this document are as of the date of publication unless otherwise indicated, and are subject to change.

®Renaissance Investments is a registered trademark of CIBC Asset Management Inc. The material and/or its contents may not be reproduced without the express written consent of CIBC Asset Management Inc.

©2022 Data Front. All Rights Reserved. The information contained herein: (1) is proprietary to Data Front and/or its content providers; (2) may not be copied or distributed; and (3) is not warranted to be accurate, complete or timely. Neither Data Front nor its content providers are responsible for any damages or losses arising from any use of this information. Past performance is no guarantee of future results.

®Renaissance Investments is offered by and is a registered trademark of CIBC Asset Management Inc. All fund performance is reported net of fees, benchmark data is reported gross of fees. This may impact a direct comparison between the fund and its benchmark.