

## Renaissance International Dividend Fund

### Performance as at March 31, 2025

#### Fund category

International Equity


#### Investment objective

Renaissance International Dividend Fund seeks to achieve long-term capital growth and income generation by investing primarily in a diversified portfolio of equity securities of foreign companies located in Europe, the Far East, and the Pacific Rim.

#### Why invest?

Income generation solution, that is geographically diversified

#### Volatility & risk analysis



#### Fund details - Class A

Fund code ATL914  
Inception date Oct 25, 1996  
Management expense ratio 1.80%  
Min. investment \$500  
Load structure Front End Charge

#### Fund details - Class F

Fund code ATL032  
Inception date Apr 11, 2013  
Management expense ratio 0.81%  
Min. investment \$500  
Load structure No Sales or Redem

Total assets (\$Mil) 62.3

Annual return (%)	2015	2016	2017	2018	2019	2020	2021	2022	2023	2024	YTD
Class A	11.5	-2.4	13.4	-10.9	10.3	9.7	8.2	-17.6	6.6	7.3	3.8
Class F	12.7	-1.3	14.6	-10.0	11.4	10.8	9.3	-16.8	7.7	8.3	4.0

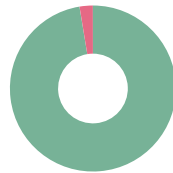
Trailing return (%)	1 mth	3 mths	6 mths	1 yr	2 yrs	3 yrs	5 yrs	10 yrs	SI
Class A	-2.7	3.8	-1.0	5.5	4.9	3.6	7.4	2.1	3.2
Class F	-2.6	4.0	-0.5	6.5	6.0	4.6	8.4	3.2	5.7

Dist. \$	Mar	Feb	Jan	Dec	Nov	Oct	Sep	Aug	Jul	Jun	May	Apr
Class A	-	-	-	0.0767	-	-	-	-	-	-	-	-
Class F	-	-	-	0.3330	-	-	-	-	-	-	-	-

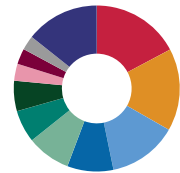
### Portfolio analysis as at March 31, 2025

**Investment Style:** Top-down/bottom-up, value/growth blend

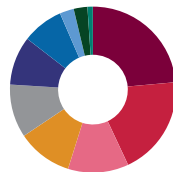
\* Due to rounding, amounts presented herein may not add up precisely to the total.



Asset allocation*	(%)
International Equity	97.43
Cash and Equivalents	2.58
Canadian Equity	0.01



Geographic allocation*	(%)
United Kingdom	17.23
France	16.05
Japan	13.49
Ireland	9.00
Switzerland	8.51
Denmark	6.32
Germany	5.93
Netherlands	3.29
Hong Kong	3.06
Singapore	2.80
Other	14.32



Sector allocation	(%)
Industrials	23.58
Financials	19.48
Consumer Staples	11.80
Information Technology	10.76
Health Care	10.36
Materials	9.49
Consumer Discretionary	8.04
Communication Services	2.76
Energy	2.67
Utilities	1.06

## Renaissance International Dividend Fund

### Investment managers

CIBC Asset Management Inc.

Top holdings	(%)
Nestle S.A. Act Nom	4.27
Intertek Group PLC Ord Gbp0.01	3.47
Kerry Group PLC Ordinary Shares	3.34
LVMH Moet Hennessy Louis Vuitton S.E. Shs	3.29
ASML Holding N.V. Asml Holding N V	3.29
L'Air Liquide S.A. Air Liquide	3.23
AIA Group Ltd. Shs	3.06
Komatsu Ltd. Com Stk	3.01
London Stock Exchange Group PLC Ord Gbp0.06918604	2.91
DBS Group Holdings Ltd Dbs Group Holdings Ltd	2.80

More holdings details	Total
Total Number of Holdings	49

For more information, please contact your CIBC Asset Management representative or visit [renaissanceinvestments.ca](https://renaissanceinvestments.ca)

## Renaissance International Dividend Fund

Renaissance Investments is offered by CIBC Asset Management Inc. The views expressed in this document are the views of CIBC Asset Management Inc. and are subject to change at any time. CIBC Asset Management Inc. does not undertake any obligation or responsibility to update such opinions. This document is provided for general informational purposes only and does not constitute financial, investment, tax, legal or accounting advice nor does it constitute an offer or solicitation to buy or sell any securities referred to. Individual circumstances and current events are critical to sound investment planning; anyone wishing to act on this document should consult with his or her advisor. All opinions and estimates expressed in this document are as of the date of publication unless otherwise indicated, and are subject to change.

®Renaissance Investments is a registered trademark of CIBC Asset Management Inc. The material and/or its contents may not be reproduced without the express written consent of CIBC Asset Management Inc.

©2025 Data Front. All Rights Reserved. The information contained herein: (1) is proprietary to Data Front and/or its content providers; (2) may not be copied or distributed; and (3) is not warranted to be accurate, complete or timely. Neither Data Front nor its content providers are responsible for any damages or losses arising from any use of this information. Past performance is no guarantee of future results.

®Renaissance Investments is offered by and is a registered trademark of CIBC Asset Management Inc. All fund performance is reported net of fees, benchmark data is reported gross of fees. This may impact a direct comparison between the fund and its benchmark.