

## Renaissance Global Growth Fund (US\$)

### Performance as at March 31, 2025

#### Fund category

Global Equity


#### Investment objective

Renaissance Global Growth Fund seeks long-term capital growth by investing in a diversified portfolio consisting primarily of equity securities of companies located anywhere in the world.

#### Why invest?

A comprehensive, globally focused equity portfolio, managed by Walter Scott & Partners

#### Volatility & risk analysis



#### Fund details - Class A

Fund code ATL767  
Inception date Dec 17, 1998  
Management expense ratio 2.22%  
Min. investment \$500  
Load structure Front End Charge

#### Fund details - Class F

Fund code ATL774  
Inception date Sep 26, 2005  
Management expense ratio 0.93%  
Min. investment \$500  
Load structure No Sales or Redem  
Total assets (\$Mil) 4,683.3

Annual return (%)	2015	2016	2017	2018	2019	2020	2021	2022	2023	2024	YTD
Class A	-1.4	4.8	22.6	-3.7	27.6	16.5	16.2	-20.6	19.2	6.7	-3.9
Class F	0.1	6.3	24.0	-2.5	29.2	18.0	17.7	-19.6	20.8	8.1	-3.6

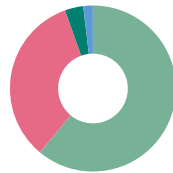
Trailing return (%)	1 mth	3 mths	6 mths	1 yr	2 yrs	3 yrs	5 yrs	10 yrs	SI
Class A	-5.5	-3.9	-7.3	-4.1	5.8	2.2	9.7	7.4	6.7
Class F	-5.4	-3.6	-6.7	-2.8	7.2	3.6	11.1	8.8	8.1

Dist. \$	Mar	Feb	Jan	Dec	Nov	Oct	Sep	Aug	Jul	Jun	May	Apr
Class A	-	-	-	-	-	-	-	-	-	-	-	-
Class F	-	-	-	0.0843	-	-	-	-	-	-	-	-

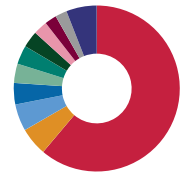
### Portfolio analysis as at March 31, 2025

#### Investment Style: Bottom-up, growth

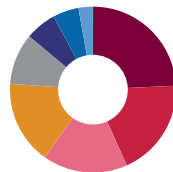
\* Due to rounding, amounts presented herein may not add up precisely to the total.



Asset allocation*	(%)
U.S. Equity	61.17
International Equity	33.58
Canadian Equity	3.59
Cash and Equivalents	1.88



Geographic allocation*	(%)
United States	61.17
United Kingdom	5.49
Canada	5.24
Japan	4.19
France	3.73
Taiwan	3.68
Switzerland	3.20
Netherlands	2.74
Spain	2.33
Hong Kong	2.27
Other	5.94



Sector allocation	(%)
Information Technology	24.25
Health Care	19.09
Consumer Discretionary	16.53
Industrials	16.26
Financials	10.00
Consumer Staples	6.03
Materials	5.05
Communication Services	2.80

## Renaissance Global Growth Fund (US\$)

### Investment managers

**Walter Scott & Partners Ltd.**

Top holdings	(%)
Taiwan Semiconductor Manufacturing Co. Ltd. Sponsored ADR Sponsored Adr	3.68
Microsoft Corp. Com	3.42
Mastercard Inc. Cl A	3.32
Amphenol Corp. Cl A	3.30
Adobe Inc. Com	3.00
Linde PLC Shs	2.90
O'Reilly Automotive Inc. Com	2.77
Automatic Data Processing Inc. Com	2.75
ASML Holding N.V. Asml Holding N V	2.74
Compass Group PLC Ord Gbp0.1105	2.58

More holdings details	Total
Total Number of Holdings	51

For more information, please contact your CIBC Asset Management representative or visit [renaissanceinvestments.ca](http://renaissanceinvestments.ca)

## Renaissance Global Growth Fund (US\$)

Renaissance Investments is offered by CIBC Asset Management Inc. The views expressed in this document are the views of CIBC Asset Management Inc. and are subject to change at any time. CIBC Asset Management Inc. does not undertake any obligation or responsibility to update such opinions. This document is provided for general informational purposes only and does not constitute financial, investment, tax, legal or accounting advice nor does it constitute an offer or solicitation to buy or sell any securities referred to. Individual circumstances and current events are critical to sound investment planning; anyone wishing to act on this document should consult with his or her advisor. All opinions and estimates expressed in this document are as of the date of publication unless otherwise indicated, and are subject to change.

®Renaissance Investments is a registered trademark of CIBC Asset Management Inc. The material and/or its contents may not be reproduced without the express written consent of CIBC Asset Management Inc.

©2025 Data Front. All Rights Reserved. The information contained herein: (1) is proprietary to Data Front and/or its content providers; (2) may not be copied or distributed; and (3) is not warranted to be accurate, complete or timely. Neither Data Front nor its content providers are responsible for any damages or losses arising from any use of this information. Past performance is no guarantee of future results.

®Renaissance Investments is offered by and is a registered trademark of CIBC Asset Management Inc. All fund performance is reported net of fees, benchmark data is reported gross of fees. This may impact a direct comparison between the fund and its benchmark.