

Renaissance Global Focus Fund

Fund category

Global Equity

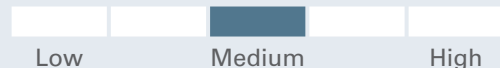
Investment objective

Renaissance Global Focus Fund seeks to achieve long-term capital growth by investing primarily in equity securities of companies throughout the world in the sector categories determined by the portfolio sub-advisor.

Why invest?

Globally focused strategy, investing across all sectors and geographies

Volatility & risk analysis



Fund details - Class A

| | |
|--------------------------|-----------------------|
| Fund code | ATL509 |
| Inception date | Sep 6, 1999 |
| Management expense ratio | 2.16% |
| Min. investment | \$500 |
| Load structure | Deferred Sales Charge |

Fund details - Class F

| | |
|--------------------------|-------------------|
| Fund code | ATL036 |
| Inception date | Nov 3, 2005 |
| Management expense ratio | 0.90% |
| Min. investment | \$500 |
| Load structure | No Sales or Redem |
| Total assets (\$Mil) | 35.9 |

Performance as at March 31, 2024

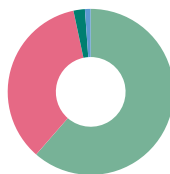
| Annual return (%) | 2014 | 2015 | 2016 | 2017 | 2018 | 2019 | 2020 | 2021 | 2022 | 2023 | YTD |
|-------------------|------|------|------|------|------|------|------|------|-------|------|-----|
| Class A | 9.6 | 19.4 | -5.8 | 17.3 | -0.2 | 26.4 | 18.9 | 16.4 | -16.9 | 10.4 | 7.8 |
| Class F | 11.2 | 21.3 | -4.4 | 18.8 | 1.2 | 28.1 | 20.5 | 17.8 | -15.9 | 11.8 | 8.1 |

| Trailing return (%) | 1 mth | 3 mths | 6 mths | 1 yr | 2 yrs | 3 yrs | 5 yrs | 10 yrs | SI |
|---------------------|-------|--------|--------|------|-------|-------|-------|--------|-----|
| Class A | 1.5 | 7.8 | 15.1 | 13.3 | 5.8 | 4.6 | 8.7 | 9.3 | 4.8 |
| Class F | 1.6 | 8.1 | 15.8 | 14.7 | 7.1 | 5.9 | 10.1 | 10.8 | 7.5 |

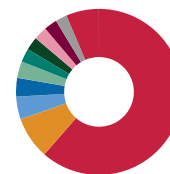
| Dist. \$ | Mar | Feb | Jan | Dec | Nov | Oct | Sep | Aug | Jul | Jun | May | Apr |
|----------|-----|-----|-----|-----|-----|-----|-----|-----|-----|-----|-----|-----|
| Class A | - | - | - | - | - | - | - | - | - | - | - | - |
| Class F | - | - | - | - | - | - | - | - | - | - | - | - |

Portfolio analysis as at March 31, 2024

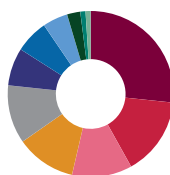
Investment Style: Bottom-up, growth



| Asset allocation* | (%) |
|----------------------|-------|
| U.S. Equity | 61.47 |
| International Equity | 35.28 |
| Canadian Equity | 2.23 |
| Cash and Equivalents | 1.11 |



| Geographic allocation* | (%) |
|------------------------|-------|
| United States | 61.47 |
| France | 8.19 |
| United Kingdom | 4.42 |
| India | 3.64 |
| Denmark | 3.24 |
| Switzerland | 2.64 |
| Japan | 2.60 |
| Netherlands | 2.59 |
| Germany | 2.55 |
| Canada | 2.23 |
| Other | 6.42 |



| Sector allocation | (%) |
|------------------------|-------|
| Information Technology | 26.68 |
| Health Care | 15.24 |
| Industrials | 11.71 |
| Financials | 11.67 |
| Consumer Discretionary | 11.39 |
| Communication Services | 7.35 |
| Consumer Staples | 6.48 |
| Materials | 4.91 |
| Energy | 2.58 |
| Real Estate | 1.01 |
| Utilities | 0.99 |

Renaissance Global Focus Fund

Investment managers

CIBC Asset Management Inc.

2012-12-28

| Top holdings | (%) |
|-------------------------------------|------|
| Microsoft Corp. Com | 6.08 |
| Alphabet Inc. Cap Stk Cl C | 4.61 |
| Amazon.com Inc. Com | 4.38 |
| Safran SA Shs | 3.38 |
| Novo Nordisk A/S Almindelig Aktie B | 3.24 |
| Visa Inc. Com Cl A | 2.96 |
| NVIDIA Corp. Com | 2.72 |
| Equifax Inc. Com | 2.69 |
| Netflix Inc. Com | 2.67 |
| Nestle S.A. Shs Nom | 2.64 |

| More holdings details | Total |
|--------------------------|-------|
| Total Number of Holdings | 51 |

For more information, please contact your CIBC Asset Management representative or visit renaissanceinvestments.ca

Renaissance Global Focus Fund

* Due to rounding, amounts presented herein may not add up precisely to the total.

Renaissance Investments is offered by CIBC Asset Management Inc. The views expressed in this document are the views of CIBC Asset Management Inc. and are subject to change at any time. CIBC Asset Management Inc. does not undertake any obligation or responsibility to update such opinions. This document is provided for general informational purposes only and does not constitute financial, investment, tax, legal or accounting advice nor does it constitute an offer or solicitation to buy or sell any securities referred to. Individual circumstances and current events are critical to sound investment planning; anyone wishing to act on this document should consult with his or her advisor. All opinions and estimates expressed in this document are as of the date of publication unless otherwise indicated, and are subject to change.

®Renaissance Investments is a registered trademark of CIBC Asset Management Inc. The material and/or its contents may not be reproduced without the express written consent of CIBC Asset Management Inc.

©2022 Data Front. All Rights Reserved. The information contained herein: (1) is proprietary to Data Front and/or its content providers; (2) may not be copied or distributed; and (3) is not warranted to be accurate, complete or timely. Neither Data Front nor its content providers are responsible for any damages or losses arising from any use of this information. Past performance is no guarantee of future results.

®Renaissance Investments is offered by and is a registered trademark of CIBC Asset Management Inc. All fund performance is reported net of fees, benchmark data is reported gross of fees. This may impact a direct comparison between the fund and its benchmark.