

## Renaissance High-Yield Bond Fund

### Fund category

High Yield Fixed Income

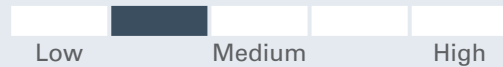
### Investment objective

Renaissance High-Yield Bond Fund seeks to generate a high level of current income, primarily through investment in high-yield corporate bonds from issuers around the world and, where consistent with this objective, will also seek capital appreciation.

### Why invest?

Exposure to below investment grade credit and higher income potential

### Volatility & risk analysis



### Fund details - Class A

Fund code ATL908  
Inception date Sep 23, 1994  
Management expense ratio 1.39%  
Min. investment \$500  
Load structure Front End Charge

### Fund details - Class F

Fund code ATL015  
Inception date Oct 11, 2005  
Management expense ratio 0.77%  
Min. investment \$500  
Load structure No Sales or Redem

### Closed to all purchases - Premium

Fund code ATL1208  
Inception date Sep 17, 2013  
Management expense ratio 1.16%  
Load structure Front End Charge

Total assets (\$Mil) 1,273.5

### Performance as at March 31, 2025

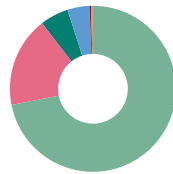
Annual return (%)	2015	2016	2017	2018	2019	2020	2021	2022	2023	2024	YTD
Class A	-5.7	15.1	4.2	-4.2	13.6	0.8	2.6	-12.0	9.9	5.2	0.1
Class F	-4.9	16.1	5.1	-3.3	14.7	1.7	3.5	-11.5	10.6	5.8	0.2

Trailing return (%)	1 mth	3 mths	6 mths	1 yr	2 yrs	3 yrs	5 yrs	10 yrs	SI
Class A	-1.4	0.1	-0.3	4.1	5.6	2.2	3.8	2.4	4.6
Class F	-1.3	0.2	-0.0	4.8	6.3	2.8	4.5	3.2	4.4

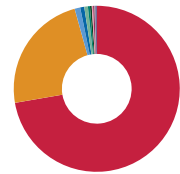
Dist. \$	Mar	Feb	Jan	Dec	Nov	Oct	Sep	Aug	Jul	Jun	May	Apr
Class A	0.0285	0.0237	0.0408	0.0170	0.0263	0.0314	0.0244	0.0236	0.0276	0.0221	0.0277	0.0253
Class F	0.0360	0.0299	0.0522	0.0209	0.0329	0.0394	0.0312	0.0305	0.0348	0.0283	0.0348	0.0322

### Portfolio analysis as at March 31, 2025

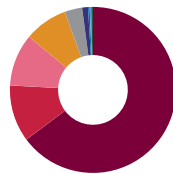
\* Due to rounding, amounts presented herein may not add up precisely to the total.



Asset allocation*	(%)
U.S. Bonds	71.89
Canadian Bonds	17.60
Cash and Equivalents	5.56
Global Bonds	4.29
U.S. Equity	0.30
Canadian Equity	0.30
Other	0.06



Geographic allocation*	(%)
United States	72.30
Canada	23.41
Luxembourg	1.08
United Kingdom	0.80
Bermuda	0.70
Cayman Islands	0.40
Netherlands	0.36
Malta	0.28
Ireland	0.22
Jersey	0.21
Other	0.25



Fixed income breakdown	(%)
U.S. High Yield Bonds	64.81
U.S. Corporate Bonds	11.05
Canadian Corporate Bonds	10.20
Canadian High Yield Bonds	8.45
International High Yield Bonds	3.40
International Corporate Bonds	1.15
U.S. Bond Funds	0.32
Canadian Bond Funds	0.32
U.S. Asset-Backed Securities	0.31

## Renaissance High-Yield Bond Fund

### Investment managers

CIBC Asset Management Inc.

Top holdings	(%)
Cash & Equivalents	5.56
DaVita Inc., 4.63%, 6/1/2030	0.84
Novelis Corp., 4.75%, 1/30/2030	0.77
Service Corp. International, 4%, 5/15/2031	0.71
TransDigm Inc., 4.63%, 1/15/2029	0.66
Prime Security Services Borrower LLC, 6.25%, 1/15/2028	0.64
Tenet Healthcare Corp., 6.13%, 10/1/2028	0.63
Prestige Brands Inc., 5.13%, 1/15/2028	0.62
Cinemark USA Inc., 5.25%, 7/15/2028	0.61
Iron Mountain Inc., 5.25%, 7/15/2030	0.60

More holdings details	Total
Total Number of Holdings	484

For more information, please contact your CIBC Asset Management representative or visit [renaissanceinvestments.ca](https://renaissanceinvestments.ca)

## Renaissance High-Yield Bond Fund

Renaissance Investments is offered by CIBC Asset Management Inc. The views expressed in this document are the views of CIBC Asset Management Inc. and are subject to change at any time. CIBC Asset Management Inc. does not undertake any obligation or responsibility to update such opinions. This document is provided for general informational purposes only and does not constitute financial, investment, tax, legal or accounting advice nor does it constitute an offer or solicitation to buy or sell any securities referred to. Individual circumstances and current events are critical to sound investment planning; anyone wishing to act on this document should consult with his or her advisor. All opinions and estimates expressed in this document are as of the date of publication unless otherwise indicated, and are subject to change.

®Renaissance Investments is a registered trademark of CIBC Asset Management Inc. The material and/or its contents may not be reproduced without the express written consent of CIBC Asset Management Inc.

©2025 Data Front. All Rights Reserved. The information contained herein: (1) is proprietary to Data Front and/or its content providers; (2) may not be copied or distributed; and (3) is not warranted to be accurate, complete or timely. Neither Data Front nor its content providers are responsible for any damages or losses arising from any use of this information. Past performance is no guarantee of future results.

®Renaissance Investments is offered by and is a registered trademark of CIBC Asset Management Inc. All fund performance is reported net of fees, benchmark data is reported gross of fees. This may impact a direct comparison between the fund and its benchmark.