

## Renaissance Canadian Dividend Fund

### Fund category

Canadian Dividend & Income Equity

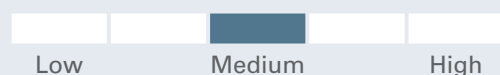
### Investment objective

Renaissance Canadian Dividend Fund seeks to generate a high level of income and long-term capital growth by investing primarily in income-producing securities including common shares, preferred shares, income trusts, and fixed income securities.

### Why invest?

Core bottom-up value portfolio of dividend growth companies

### Volatility & risk analysis



### Fund details - Class A

Fund code	ATL211
Inception date	Nov 8, 2002
Management expense ratio	2.08%
Min. investment	\$500
Load structure	Deferred Sales Charge

### Fund details - Class F

Fund code	ATL014
Inception date	Oct 19, 2005
Management expense ratio	0.81%
Min. investment	\$500
Load structure	No Sales or Redem
Total assets (\$Mil)	323.4

### Performance as at March 31, 2024

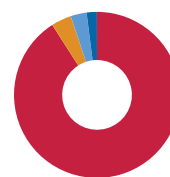
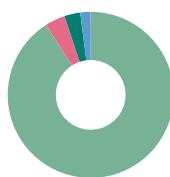
Annual return (%)	2014	2015	2016	2017	2018	2019	2020	2021	2022	2023	YTD
Class A	6.9	-6.5	14.8	3.4	-13.6	18.4	4.1	22.9	-4.5	5.3	6.7
Class F	8.5	-5.1	16.5	4.7	-12.5	19.9	5.5	24.5	-3.3	6.6	7.0

Trailing return (%)	1 mth	3 mths	6 mths	1 yr	2 yrs	3 yrs	5 yrs	10 yrs	SI
Class A	4.3	6.7	13.9	11.1	-0.2	7.0	7.8	4.7	6.2
Class F	4.4	7.0	14.6	12.5	1.1	8.4	9.2	6.1	6.1

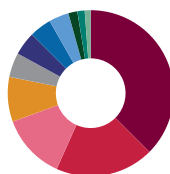
Dist. \$	Mar	Feb	Jan	Dec	Nov	Oct	Sep	Aug	Jul	Jun	May	Apr
Class A	0.0330	0.0330	0.0330	0.2153	0.0330	0.0330	0.0330	0.0330	0.0330	0.0330	0.0330	0.0330
Class F	0.0240	0.0240	0.0240	0.1741	0.0240	0.0240	0.0240	0.0240	0.0240	0.0240	0.0240	0.0240

### Portfolio analysis as at March 31, 2024

Investment Style: Bottom-up, value



Asset allocation*	(%)	Geographic allocation*	(%)
Canadian Equity	90.96	Canada	90.96
U.S. Equity	3.93	United States	3.93
International Equity	3.10	Bermuda	3.10
Cash and Equivalents	1.98	Other	2.01
Other	0.03		



Sector allocation	(%)
Financials	37.51
Energy	19.22
Industrials	12.71
Materials	8.73
Utilities	4.74
Consumer Discretionary	4.60
Communication Services	4.28
Information Technology	3.88
Real Estate	1.75
Consumer Staples	1.43
Health Care	1.15

## Renaissance Canadian Dividend Fund

### Investment managers

**CIBC Asset Management Inc.**

2018-04-06

Top holdings	(%)
Royal Bank of Canada Com	8.25
Canadian Pacific Kansas City Limited Com	5.27
Canadian Natural Resources Ltd. Com	4.90
Bank of Montreal Com	4.80
Manulife Financial Corporation Com	3.93
Canadian Imperial Bank of Commerce Com	3.85
Toronto-Dominion Bank Com New	3.76
Suncor Energy Inc. Com	3.63
Enbridge Inc. Com	3.56
WSP Global Inc. Com	3.14

More holdings details	Total
Total Number of Holdings	44

For more information, please contact your CIBC Asset Management representative or visit [renaissanceinvestments.ca](http://renaissanceinvestments.ca)

## Renaissance Canadian Dividend Fund

\* Due to rounding, amounts presented herein may not add up precisely to the total.

Renaissance Investments is offered by CIBC Asset Management Inc. The views expressed in this document are the views of CIBC Asset Management Inc. and are subject to change at any time. CIBC Asset Management Inc. does not undertake any obligation or responsibility to update such opinions. This document is provided for general informational purposes only and does not constitute financial, investment, tax, legal or accounting advice nor does it constitute an offer or solicitation to buy or sell any securities referred to. Individual circumstances and current events are critical to sound investment planning; anyone wishing to act on this document should consult with his or her advisor. All opinions and estimates expressed in this document are as of the date of publication unless otherwise indicated, and are subject to change.

®Renaissance Investments is a registered trademark of CIBC Asset Management Inc. The material and/or its contents may not be reproduced without the express written consent of CIBC Asset Management Inc.

©2022 Data Front. All Rights Reserved. The information contained herein: (1) is proprietary to Data Front and/or its content providers; (2) may not be copied or distributed; and (3) is not warranted to be accurate, complete or timely. Neither Data Front nor its content providers are responsible for any damages or losses arising from any use of this information. Past performance is no guarantee of future results.

®Renaissance Investments is offered by and is a registered trademark of CIBC Asset Management Inc. All fund performance is reported net of fees, benchmark data is reported gross of fees. This may impact a direct comparison between the fund and its benchmark.