

Renaissance Canadian Small-Cap Fund

Performance as at March 31, 2025

Fund category

Canadian Small/Mid Cap Equity

Investment objective

Renaissance Canadian Small-Cap Fund seeks above-average, long-term growth of capital by investing primarily in a diversified portfolio of equity securities of small- to medium-sized Canadian issuers.

Why invest?

Active Canadian small-cap equity exposure that can complement core Canadian equities

Volatility & risk analysis



Fund details - Class A

Fund code ATL905
 Inception date Oct 25, 1996
 Management expense ratio 2.11%
 Min. investment \$500
 Load structure Front End Charge

Fund details - Class F

Fund code ATL023
 Inception date Nov 3, 2005
 Management expense ratio 0.95%
 Min. investment \$500
 Load structure No Sales or Redem
 Total assets (\$Mil) 68.3

Annual return (%)	2015	2016	2017	2018	2019	2020	2021	2022	2023	2024	YTD
Class A	-7.9	17.3	-0.5	-22.6	19.2	35.7	20.7	-8.3	5.9	24.9	-1.9
Class F	-6.4	19.1	0.9	-21.5	20.8	37.5	22.2	-7.3	7.1	26.4	-1.6

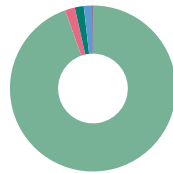
Trailing return (%)	1 mth	3 mths	6 mths	1 yr	2 yrs	3 yrs	5 yrs	10 yrs	SI
Class A	0.0	-1.9	2.7	12.6	12.5	4.8	23.8	6.4	7.6
Class F	0.1	-1.6	3.3	13.9	13.8	6.1	25.3	7.9	8.4

Dist. \$	Mar	Feb	Jan	Dec	Nov	Oct	Sep	Aug	Jul	Jun	May	Apr
Class A	-	-	-	0.7648	-	-	-	-	-	-	-	-
Class F	-	-	-	0.7480	-	-	-	-	-	-	-	-

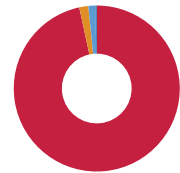
Portfolio analysis as at March 31, 2025

Investment Style: Bottom-up, value/growth blend

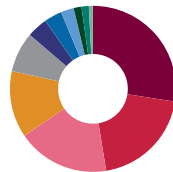
* Due to rounding, amounts presented herein may not add up precisely to the total.



Asset allocation*	(%)
Canadian Equity	94.56
Cash and Equivalents	1.93
U.S. Equity	1.75
International Equity	1.64
Other	0.13



Geographic allocation*	(%)
Canada	96.61
United States	1.75
Netherlands	1.38
Mauritius	0.25



Sector allocation	(%)
Materials	27.48
Industrials	19.98
Energy	17.98
Financials	13.01
Information Technology	7.81
Utilities	4.03
Health Care	3.47
Consumer Staples	2.49
Consumer Discretionary	1.55
Real Estate	1.40
Communication Services	0.79

Renaissance Canadian Small-Cap Fund

Investment managers

Connor, Clark & Lunn Investment Management Ltd.

Top holdings	(%)
Fairfax Financial Holdings Ltd. Sub Vtg	3.52
Chartwell Retirement Residences Tr Unit	3.08
iA Financial Corp. Inc. Com	2.96
Alamos Gold Inc. Com CI A	2.70
GFL Environmental Inc. Sub Vtg Shs	2.36
ARC Resources Ltd. Com	2.35
Advantage Energy Ltd. Com	2.19
Torex Gold Resources Inc. Com New	2.18
The Descartes Systems Group Inc. Com	2.14
Pan American Silver Corp. Com	2.14

More holdings details	Total
Total Number of Holdings	97

For more information, please contact your CIBC Asset Management representative or visit renaissanceinvestments.ca

Renaissance Canadian Small-Cap Fund

Renaissance Investments is offered by CIBC Asset Management Inc. The views expressed in this document are the views of CIBC Asset Management Inc. and are subject to change at any time. CIBC Asset Management Inc. does not undertake any obligation or responsibility to update such opinions. This document is provided for general informational purposes only and does not constitute financial, investment, tax, legal or accounting advice nor does it constitute an offer or solicitation to buy or sell any securities referred to. Individual circumstances and current events are critical to sound investment planning; anyone wishing to act on this document should consult with his or her advisor. All opinions and estimates expressed in this document are as of the date of publication unless otherwise indicated, and are subject to change.

®Renaissance Investments is a registered trademark of CIBC Asset Management Inc. The material and/or its contents may not be reproduced without the express written consent of CIBC Asset Management Inc.

©2025 Data Front. All Rights Reserved. The information contained herein: (1) is proprietary to Data Front and/or its content providers; (2) may not be copied or distributed; and (3) is not warranted to be accurate, complete or timely. Neither Data Front nor its content providers are responsible for any damages or losses arising from any use of this information. Past performance is no guarantee of future results.

®Renaissance Investments is offered by and is a registered trademark of CIBC Asset Management Inc. All fund performance is reported net of fees, benchmark data is reported gross of fees. This may impact a direct comparison between the fund and its benchmark.