

Renaissance Optimal Conservative Income Portfolio

Performance as at March 31, 2025

Fund category

Canadian Fixed Income Balanced

Investment objective

Renaissance Optimal Conservative Income Portfolio seeks to generate a high level of income with some potential for capital appreciation by investing primarily in units of Canadian and global mutual funds.

Why invest?

Exposure to a domestically tilted portfolio (80 /20) that is primarily focused on income and low volatility.

Volatility & risk analysis



Fund details - Class A

Fund code ATL2910
Inception date Sep 16, 2013
Management expense ratio 1.63%
Min. investment \$500
Load structure Front End Charge

Fund details - Class F

Fund code ATL2913
Inception date Oct 17, 2013
Management expense ratio 0.80%
Min. investment \$500
Load structure No Sales or Redem

Closed to all purchases - Elite

Fund code ATL2930
Management expense ratio 1.16%
Load structure Front End Charge

Closed to all purchases - Sel

Fund code ATL2921
Management expense ratio 1.40%
Load structure Front End Charge

Total assets (\$Mil) 47.1

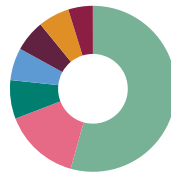
Annual return (%)	2015	2016	2017	2018	2019	2020	2021	2022	2023	2024	YTD
Class A	2.1	4.6	1.8	-1.8	8.2	5.7	1.1	-9.4	5.9	5.6	1.9
Class F	2.8	5.2	2.5	-1.0	9.1	6.5	1.9	-8.6	6.8	6.4	2.1

Trailing return (%)	1 mth	3 mths	6 mths	1 yr	2 yrs	3 yrs	5 yrs	10 yrs	SI
Class A	-0.4	1.9	1.6	7.2	5.2	2.6	3.0	2.0	2.9
Class F	-0.3	2.1	2.0	8.1	6.1	3.5	3.8	2.8	3.6

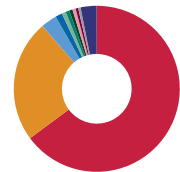
Dist. \$	Mar	Feb	Jan	Dec	Nov	Oct	Sep	Aug	Jul	Jun	May	Apr
Class A	0.0397	0.0123	0.0189	0.0504	0.0132	0.0147	0.0330	0.0138	0.0144	0.0363	0.0146	0.0142
Class F	0.0458	0.0187	0.0285	0.0533	0.0194	0.0222	0.0391	0.0210	0.0213	0.0421	0.0219	0.0210

Portfolio analysis as at March 31, 2025

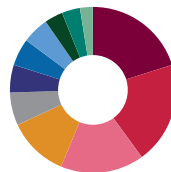
* Due to rounding, amounts presented herein may not add up precisely to the total.



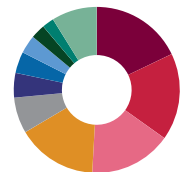
Asset allocation*	(%)
Canadian Bonds	54.92
U.S. Bonds	14.96
Canadian Equity	7.63
International Equity	6.35
U.S. Equity	6.21
Cash and Equivalents	6.14
Global Bonds	4.85



Geographic allocation*	(%)
Canada	64.87
United States	23.78
United Kingdom	3.09
France	1.38
Spain	0.77
Netherlands	0.72
Mexico	0.66
Japan	0.64
Ireland	0.50
Italy	0.47
Other	3.12



Sector allocation	(%)
Utilities	20.12
Financials	19.89
Industrials	16.28
Energy	11.80
Materials	6.41
Health Care	5.39
Communication Services	5.29
Consumer Staples	5.19
Real Estate	3.58
Information Technology	3.55
Consumer Discretionary	2.50



Fixed income breakdown	(%)
Canadian Investment Grade Bonds	17.91
Canadian Provincial Bonds	16.97
Canadian Corporate Bonds	16.01
Canadian Government Bonds	15.62
U.S. High Yield Bonds	7.00
International Government Bonds	4.80
U.S. Mortgage-Backed Securities	4.17
U.S. Government Bonds	3.56
Bank Loans	2.81
U.S. Corporate Bonds	2.31
Other	8.85

Renaissance Optimal Conservative Income Portfolio

Investment managers

CIBC Asset Management Inc.

**American Century Investment
Management Inc.**

Ares Management LLC

**Brandywine Global Investment
Management LLC**

Maple-Brown Abbott Ltd.

PIMCO

Top underlying funds (%)

CIBC Canadian Bond Fund	41.34
CIBC Short-Term Income Fund	15.61
CIBC Global Bond Private Pool	11.09
CIBC High-Yield Bond Fund	8.00
CIBC Canadian Dividend Fund	7.49
CIBC Global Infrastructure Fund	6.14
CIBC U.S. Equity Income Fund	4.06
CIBC Floating Rate Income Fund	4.03
CIBC International Dividend Fund	2.47

Top holdings (%)

Cash & Equivalents	6.14
Gov. of Canada, 1.25%, 3/1/2027	1.05
Canada Housing Trust No.1, 2.35%, 6/15/2027	0.90
Canada Housing Trust No.1, 2.1%, 9/15/2029	0.85
Canada Housing Trust No.1, 2.65%, 12/15/2028	0.77
Canada Housing Trust No. 1, Series '126', 2.85%, 6/15/2030	0.70
Gov. of Canada, 3.25%, 11/1/2026	0.68
Province of Ontario, 4.15%, 6/2/2034	0.67
United States Treasury Note (FRN), 4.5%, 10/31/2026	0.66
Province of Ontario, 2.7%, 6/2/2029	0.66

More holdings details Total

Number of Portfolio Holdings	9
------------------------------	---

For more information, please contact your CIBC Asset Management representative or visit renaissanceinvestments.ca

Renaissance Optimal Conservative Income Portfolio

Renaissance Investments is offered by CIBC Asset Management Inc. The views expressed in this document are the views of CIBC Asset Management Inc. and are subject to change at any time. CIBC Asset Management Inc. does not undertake any obligation or responsibility to update such opinions. This document is provided for general informational purposes only and does not constitute financial, investment, tax, legal or accounting advice nor does it constitute an offer or solicitation to buy or sell any securities referred to. Individual circumstances and current events are critical to sound investment planning; anyone wishing to act on this document should consult with his or her advisor. All opinions and estimates expressed in this document are as of the date of publication unless otherwise indicated, and are subject to change.

®Renaissance Investments is a registered trademark of CIBC Asset Management Inc. The material and/or its contents may not be reproduced without the express written consent of CIBC Asset Management Inc.

©2025 Data Front. All Rights Reserved. The information contained herein: (1) is proprietary to Data Front and/or its content providers; (2) may not be copied or distributed; and (3) is not warranted to be accurate, complete or timely. Neither Data Front nor its content providers are responsible for any damages or losses arising from any use of this information. Past performance is no guarantee of future results.

®Renaissance Investments is offered by and is a registered trademark of CIBC Asset Management Inc. All fund performance is reported net of fees, benchmark data is reported gross of fees. This may impact a direct comparison between the fund and its benchmark.