



CIBC 2027 Investment Grade Bond Fund

Fund category

Canadian Short Term Fixed Income

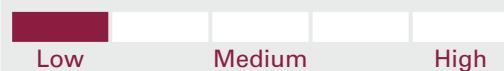
Investment objective

To provide income over a predetermined time period by investing in a portfolio consisting primarily of Canadian dollar-denominated bonds with an effective maturity in 2027.

Why invest?

Gain exposure to a portfolio of Canadian-dollar denominated investment grade government and corporate bond.

Volatility & risk analysis



Fund details - Class A

Fund code ATL7008
Inception date Jan 24, 2024
Min. investment \$500
Load structure No Sales or Redem

Fund details - Class F

Fund code ATL7009
Inception date Jan 24, 2024
Min. investment \$500
Load structure No Sales or Redem

Total assets \$mil -

Performance as at March 31, 2025

Annual return (%)	2015	2016	2017	2018	2019	2020	2021	2022	2023	2024	YTD
Class A	-	-	-	-	-	-	-	-	-	-	1.4
Class F	-	-	-	-	-	-	-	-	-	6.7	1.5

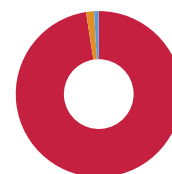
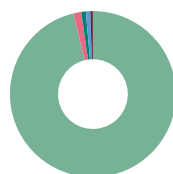
Trailing return (%)	1 mth	3 mths	6 mths	1 yr	2 yrs	3 yrs	5 yrs	10 yrs	SI
Class A	0.3	1.4	2.2	7.1	-	-	-	-	6.7
Class F	0.3	1.5	2.4	7.4	-	-	-	-	7.1

Dist. \$	Mar	Feb	Jan	Dec	Nov	Oct	Sep	Aug	Jul	Jun	May	Apr
Class A	0.0139	0.0133	0.0209	0.0080	0.0135	0.0158	0.0133	0.0147	0.0135	0.0118	0.0144	0.0138
Class F	0.0162	0.0155	0.0245	0.0095	0.0158	0.0187	0.0157	0.0169	0.0154	0.0139	0.0163	0.0166

Portfolio analysis as at March 31, 2025

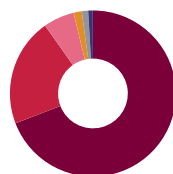
Investment Style: Fixed Income

* Due to rounding, amounts presented herein may not add up precisely to the total.



Asset allocation*	(%)
Canadian Bonds	96.18
Global Bonds	1.56
U.S. Bonds	0.90
Cash and Equivalents	0.85
Other	0.50

Geographic allocation*	(%)
Canada	97.54
Jersey	1.56
United States	0.90



Fixed income breakdown	(%)
Canadian Investment Grade Bonds	69.16
Canadian Corporate Bonds	21.07
Canadian Provincial Bonds	6.03
International Investment Grade Bonds	1.59
Canadian Government Bonds	1.25
U.S. Investment Grade Bonds	0.91



CIBC 2027 Investment Grade Bond Fund

Investment managers

CIBC Asset Management Inc.

Top holdings (%)

Canadian Western Bank, 1.82%, 12/16/2027	6.64
Bank of Nova Scotia (The), 1.4%, 11/1/2027	6.49
Canadian Imperial Bank of Commerce, 2.25%, 1/7/2027	5.81
Province of Ontario, 1.05%, 9/8/2027	5.77
Royal Bank of Canada, 2.94%, 5/3/2032	5.22
RioCan, 2.36%, 3/10/2027	4.92
Dream Summit Industrial LP, 2.25%, 1/12/2027	4.91
Ventas Canada Finance Ltd., 2.45%, 1/4/2027	4.90
Sun Life Financial Inc., 2.58%, 5/10/2032	4.71
Dollarama Inc., 1.51%, 9/20/2027	4.68

More holdings details Total

Total Number of Holdings	36
--------------------------	----

For more information, please contact your advisor or visit [cibc.com](https://www.cibc.com)



CIBC 2027 Investment Grade Bond Fund

Please refer to the Annual/Interim Management Reports of Fund Performance for further details.

CIBC Securities Inc. is a wholly-owned subsidiary of Canadian Imperial Bank of Commerce (CIBC) and is the principal distributor of the CIBC Mutual Funds. This document is provided for informational purposes only and is not intended to provide specific financial, investment, tax, legal or accounting advice for you, and should not be relied upon in that regard or be considered predictive of any future market performance. Any information or discussion about the current characteristics of this fund or how the portfolio manager is managing the fund that is supplementary to information in the prospectus is not a discussion about material investment objectives or strategies, but solely a discussion of the current characteristics or manner of fulfilling the investment objectives and strategies, and is subject to change without notice. You should not act or rely on the information without seeking the advice of a professional. All opinions and estimates expressed in this document are as of the date of publication unless otherwise indicated, and are subject to change. Commissions, trailing commissions, management fees and expenses all may be associated with mutual fund investments. Please read the CIBC Mutual Funds and CIBC Family of Portfolios simplified prospectus before investing. To obtain a copy, call CIBC Securities Inc. at 1-800-465-FUND (3863) or ask your advisor. Mutual funds are not guaranteed, their values change frequently and past performance may not be repeated. The indicated rates of return are the historical annual compounded total returns, including changes in unit value and reinvestment of all distributions, but do not take into account sales, redemption, distribution or optional charges or income taxes payable by any unitholder that would have reduced returns.

The CIBC logo is a trademark of CIBC.

The material and/or its contents may not be reproduced without the express written consent of CIBC Asset Management Inc.

©2025 Data Front. All Rights Reserved. The information contained herein: (1) is proprietary to Data Front and/or its content providers; (2) may not be copied or distributed; and (3) is not warranted to be accurate, complete or timely. Neither Data Front nor its content providers are responsible for any damages or losses arising from any use of this information. Past performance is no guarantee of future results.

CIBC Mutual Funds are managed by CIBC. The CIBC logo is a registered trademark of Canadian Imperial Bank of Commerce.