



CIBC Global Growth Balanced Fund

Fund category

Global Equity Balanced

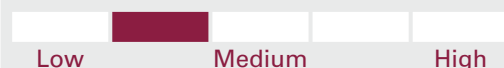
Investment objective

To seek long term capital appreciation and income by investing primarily in a diversified portfolio of equity and fixed income securities from around the world either directly or indirectly through investments in units of mutual funds.

Why invest?

Multiple source of alpha and expected return and diversification benefits

Volatility & risk analysis



Fund details - Class A

Fund code ATL5086
Inception date Dec 4, 2023
Min. investment \$500
Load structure No Sales or Redem

Fund details - Class F

Fund code ATL5087
Inception date Dec 4, 2023
Min. investment \$500
Load structure No Sales or Redem
Total assets \$mil 55.3

Performance as at March 31, 2025

Annual return (%)	2015	2016	2017	2018	2019	2020	2021	2022	2023	2024	YTD
Class A	-	-	-	-	-	-	-	-	-	11.0	-1.7
Class F	-	-	-	-	-	-	-	-	-	12.2	-1.5

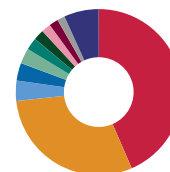
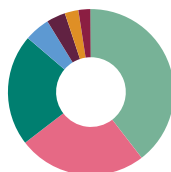
Trailing return (%)	1 mth	3 mths	6 mths	1 yr	2 yrs	3 yrs	5 yrs	10 yrs	SI
Class A	-4.0	-1.7	-0.6	3.0	-	-	-	-	8.2
Class F	-3.9	-1.5	-0.1	4.2	-	-	-	-	9.4

Dist. \$	Mar	Feb	Jan	Dec	Nov	Oct	Sep	Aug	Jul	Jun	May	Apr
Class A	0.0023	-	-	0.0997	-	-	0.0065	-	-	-	-	-
Class F	0.0342	-	-	0.1208	-	-	0.0252	-	-	0.0238	-	-

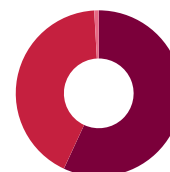
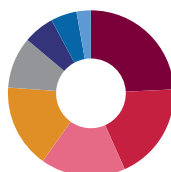
Portfolio analysis as at March 31, 2025

Investment Style: Bottom-up, growth

* Due to rounding, amounts presented herein may not add up precisely to the total.



Asset allocation*	(%)	Geographic allocation*	(%)
U.S. Equity	39.54	United States	43.52
Mutual Funds	25.02	Canada	29.77
International Equity	21.71	United Kingdom	3.95
Global Bonds	4.96	Japan	3.45
U.S. Bonds	3.68	France	3.00
Cash and Equivalents	2.67	Taiwan	2.38
Canadian Equity	2.32	Switzerland	2.07
Canadian Bonds	0.08	Netherlands	1.83
Other	0.02	Spain	1.79
		Hong Kong	1.47
		Other	6.78



Sector allocation	(%)	Fixed income breakdown	(%)
Information Technology	24.25	International Government Bonds	56.92
Health Care	19.09	U.S. Government Bonds	42.22
Consumer Discretionary	16.53	Canadian Government Bonds	0.86
Industrials	16.26		
Financials	10.00		
Consumer Staples	6.03		
Materials	5.05		
Communication Services	2.80		



CIBC Global Growth Balanced Fund

Investment managers

Walter Scott & Partners Ltd.

PIMCO

CIBC Asset Management Inc.

Top underlying funds (%)

Renaissance Global Growth Fund	64.64
PIMCO Monthly Income Fund	25.02
CIBC Global Bond Fund	9.46

Top holdings (%)

PIMCO Monthly Income Fund	25.02
Cash & Equivalents	2.67
Taiwan Semiconductor Manufacturing Co. Ltd. Sponsored ADR Sponsored Adr	2.38
Microsoft Corp. Com	2.21
Mastercard Inc. Cl A	2.14
Amphenol Corp. Cl A	2.13
Adobe Inc. Com	1.94
Linde PLC Shs	1.88
O'Reilly Automotive Inc. Com	1.79
Automatic Data Processing Inc. Com	1.78

More holdings details Total

Number of Portfolio Holdings	3
------------------------------	---

For more information, please contact your advisor or visit [cibc.com](https://www.cibc.com)



CIBC Global Growth Balanced Fund

Please refer to the Annual/Interim Management Reports of Fund Performance for further details.

CIBC Securities Inc. is a wholly-owned subsidiary of Canadian Imperial Bank of Commerce (CIBC) and is the principal distributor of the CIBC Mutual Funds. This document is provided for informational purposes only and is not intended to provide specific financial, investment, tax, legal or accounting advice for you, and should not be relied upon in that regard or be considered predictive of any future market performance. Any information or discussion about the current characteristics of this fund or how the portfolio manager is managing the fund that is supplementary to information in the prospectus is not a discussion about material investment objectives or strategies, but solely a discussion of the current characteristics or manner of fulfilling the investment objectives and strategies, and is subject to change without notice. You should not act or rely on the information without seeking the advice of a professional. All opinions and estimates expressed in this document are as of the date of publication unless otherwise indicated, and are subject to change. Commissions, trailing commissions, management fees and expenses all may be associated with mutual fund investments. Please read the CIBC Mutual Funds and CIBC Family of Portfolios simplified prospectus before investing. To obtain a copy, call CIBC Securities Inc. at 1-800-465-FUND (3863) or ask your advisor. Mutual funds are not guaranteed, their values change frequently and past performance may not be repeated. The indicated rates of return are the historical annual compounded total returns, including changes in unit value and reinvestment of all distributions, but do not take into account sales, redemption, distribution or optional charges or income taxes payable by any unitholder that would have reduced returns.

The CIBC logo is a trademark of CIBC.

The material and/or its contents may not be reproduced without the express written consent of CIBC Asset Management Inc.

©2025 Data Front. All Rights Reserved. The information contained herein: (1) is proprietary to Data Front and/or its content providers; (2) may not be copied or distributed; and (3) is not warranted to be accurate, complete or timely. Neither Data Front nor its content providers are responsible for any damages or losses arising from any use of this information. Past performance is no guarantee of future results.

CIBC Mutual Funds are managed by CIBC. The CIBC logo is a registered trademark of Canadian Imperial Bank of Commerce.