

Axiom Foreign Growth Portfolio

Fund category

Global Equity Balanced

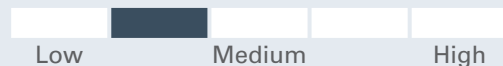
Investment objective

Axiom Foreign Growth Portfolio seeks to achieve long-term capital growth by investing primarily in a diversified portfolio of U.S. and international equity mutual funds that provide exposure to a number of industrialized countries outside of Canada, including countries in Europe, the Far East and Asia, and emerging market countries, with some global exposure to fixed income securities for diversification. The overall fund objective can be considered aggressive.

Why invest?

Axiom portfolios provide a diversified investment solution with the wisdom of proven portfolio managers from around the globe.

Volatility & risk analysis



Fund details - Class A

Fund code	ATL998
Inception date	Mar 15, 2005
Management expense ratio	2.28%
Rebalancing frequency	Dynamically
Rebalancing threshold	+/- 2.5%
Min. investment	\$500
Load structure	Front End Charge

Fund details - Class F

Fund code	ATL794
Inception date	Mar 1, 2006
Management expense ratio	1.19%
Min. investment	\$500
Load structure	No Sales or Redem
Total assets (\$Mil)	9.4

Performance as at March 31, 2025

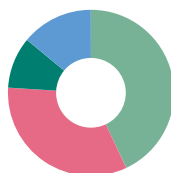
Annual return (%)	2015	2016	2017	2018	2019	2020	2021	2022	2023	2024	YTD
Class A	14.8	-0.5	15.3	-2.6	16.0	14.4	10.5	-15.9	13.3	15.5	1.2
Class F	16.4	0.8	16.6	-1.6	17.2	15.6	11.7	-15.0	14.5	16.8	1.4

Trailing return (%)	1 mth	3 mths	6 mths	1 yr	2 yrs	3 yrs	5 yrs	10 yrs	SI
Class A	-2.8	1.2	2.7	8.6	11.9	6.7	10.4	6.6	5.1
Class F	-2.7	1.4	3.3	9.8	13.1	7.9	11.6	7.8	8.8

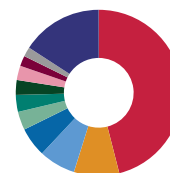
Dist. \$	Mar	Feb	Jan	Dec	Nov	Oct	Sep	Aug	Jul	Jun	May	Apr
Class A	-	-	-	1.7344	-	-	-	-	-	-	-	-
Class F	-	-	-	1.5754	-	-	-	-	-	-	-	-

Portfolio analysis as at March 31, 2025

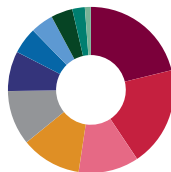
* Due to rounding, amounts presented herein may not add up precisely to the total.



Target asset allocations	(%)
US Equity	43.00
International Equity	33.00
Emerging Markets Equity	10.00
Global Bond	14.00



Geographic allocation*	(%)
United States	46.02
Canada	8.84
United Kingdom	7.12
Japan	5.74
France	3.57
China	3.30
Germany	2.89
Switzerland	2.78
India	2.03
Taiwan	1.84
Other	15.86



Sector allocation	(%)
Information Technology	21.20
Financials	19.43
Health Care	11.76
Consumer Discretionary	11.74
Industrials	10.65
Communication Services	7.76
Consumer Staples	5.18
Materials	4.43
Energy	4.23
Utilities	2.45
Real Estate	1.16

Axiom Foreign Growth Portfolio

Investment managers

CIBC Asset Management Inc.

**Brandywine Global Investment
Management LLC**

PIMCO

**Morgan Stanley Investment
Management Inc.**

CIBC Private Wealth Advisors Inc.

WCM Investment Management

Victory Capital Management

Top underlying pools (%)

CIBC U.S. Equity Private Pool	42.71
CIBC International Equity Private Pool	32.60
CIBC Global Bond Private Pool	14.14
CIBC Emerging Markets Equity Private Pool	10.05

Top holdings (%)

Cash & Equivalents	8.33
Microsoft Corp. Com	2.82
Apple Inc. Com	2.43
Amazon.com Inc. Com	2.25
NVIDIA Corp. Com	2.13
Alphabet Inc. Cl A	1.84
Visa Inc. Com Cl A	1.13
UnitedHealth Group Inc. Com	1.07
Meta Platforms Inc. Cl A	0.90
Taiwan Semiconductor Manufacturing Co. Ltd. Twse Listed Stocks	0.89

More holdings details Total

Number of Portfolio Holdings	4
------------------------------	---

For more information, please contact your CIBC Asset Management representative or visit renaissanceinvestments.ca

Axiom Foreign Growth Portfolio

This document is provided for informational purposes only and is not intended to provide financial, investment, tax, legal or accounting advice, and should not be relied upon in that regard or be considered predictive of any future market performance. Any information or discussion about the current characteristics of this fund or how the portfolio manager is managing the fund that is supplementary to information in the prospectus is not a discussion about material investment objectives or strategies, but solely a discussion of the current characteristics or manner of fulfilling the investment objectives and strategies, and is subject to change without notice. You should not act or rely on the information without seeking the advice of a professional. Commissions, trailing commissions, management fees, and expenses all may be associated with mutual fund investments.

Please read the Axiom Portfolios simplified prospectus before investing. Mutual funds are not guaranteed, their values change frequently, and past performance may not be repeated. ®Axiom, Axiom Portfolios and Renaissance Investments are registered trademarks of CIBC Asset Management Inc. Renaissance Investments is offered by CIBC Asset Management Inc.

The material and/or its contents may not be reproduced without the express written consent of CIBC Asset Management Inc.

©2025 Data Front. All Rights Reserved. The information contained herein: (1) is proprietary to Data Front and/or its content providers; (2) may not be copied or distributed; and (3) is not warranted to be accurate, complete or timely. Neither Data Front nor its content providers are responsible for any damages or losses arising from any use of this information. Past performance is no guarantee of future results. Axiom Portfolios are offered by CIBC Asset Management Inc.

™Axiom and Axiom Portfolios are registered trademarks of CIBC Asset Management Inc.