

Axiom Canadian Growth Portfolio

Fund category

Canadian Equity Balanced

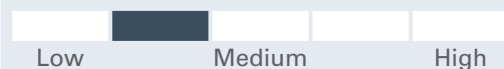
Investment objective

Axiom Canadian Growth Portfolio seeks to achieve long-term capital growth by investing primarily in a focused portfolio of Canadian equity mutual funds for higher growth potential, with some exposure to Canadian fixed income securities for diversification.

Why invest?

Axiom portfolios provide a diversified investment solution with the wisdom of proven portfolio managers from around the globe.

Volatility & risk analysis



Fund details - Class A

Fund code	ATL989
Inception date	Mar 15, 2005
Management expense ratio	2.21%
Rebalancing frequency	Dynamically
Rebalancing threshold	+/- 2.5%
Min. investment	\$500
Load structure	Front End Charge

Fund details - Class F

Fund code	ATL790
Inception date	Dec 22, 2005
Management expense ratio	1.06%
Min. investment	\$500
Load structure	No Sales or Redem

Total assets (\$Mil) 8.7

Performance as at March 31, 2025

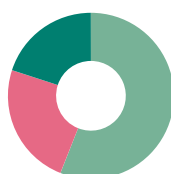
Annual return (%)	2015	2016	2017	2018	2019	2020	2021	2022	2023	2024	YTD
Class A	-5.7	12.3	6.4	-9.8	17.3	5.1	15.6	-7.0	6.7	15.2	1.3
Class F	-4.3	13.8	7.6	-8.8	18.6	6.3	16.9	-5.9	7.9	16.6	1.6

Trailing return (%)	1 mth	3 mths	6 mths	1 yr	2 yrs	3 yrs	5 yrs	10 yrs	SI
Class A	-1.0	1.3	3.8	11.7	10.6	4.3	11.4	5.1	4.8
Class F	-0.9	1.6	4.4	13.0	11.9	5.5	12.7	6.4	5.8

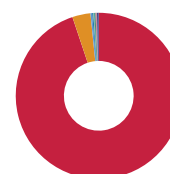
Dist. \$	Mar	Feb	Jan	Dec	Nov	Oct	Sep	Aug	Jul	Jun	May	Apr
Class A	-	-	-	1.3650	-	-	-	-	-	-	-	-
Class F	-	-	-	1.7427	-	-	-	-	-	-	-	-

Portfolio analysis as at March 31, 2025

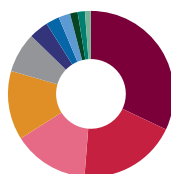
* Due to rounding, amounts presented herein may not add up precisely to the total.



Target asset allocations	(%)
Canadian Equity	56.00
Canadian Monthly Income	24.00
Canadian Fixed Income	20.00



Geographic allocation*	(%)
Canada	94.88
United States	3.52
France	0.33
United Kingdom	0.21
Netherlands	0.19
Bermuda	0.14
Germany	0.11
Australia	0.11
Ireland	0.09
Cayman Islands	0.08
Other	0.33



Sector allocation	(%)
Financials	32.05
Energy	19.19
Industrials	14.77
Materials	13.45
Information Technology	7.80
Utilities	3.77
Consumer Staples	2.64
Consumer Discretionary	2.27
Health Care	1.49
Communication Services	1.42
Real Estate	1.15

Axiom Canadian Growth Portfolio

Investment managers

CIBC Asset Management Inc.

AllianceBernstein Canada Inc.

Barrantagh Investment Management Inc.

Canso Investment Counsel Ltd.

Connor, Clark & Lunn Investment Management Ltd.

Guardian Capital LP

Top underlying pools (%)

CIBC Canadian Equity Private Pool	55.86
CIBC Equity Income Private Pool	24.13
CIBC Canadian Fixed Income Private Pool	19.54

Top holdings (%)

Royal Bank of Canada Com	5.31
Cash & Equivalents	3.60
Agnico-Eagle Mines Ltd. Com	3.39
Enbridge Inc. Com	3.09
Toronto-Dominion Bank Com New	2.99
Constellation Software Inc. Com	2.52
Shopify Inc. Cl A	2.38
Canadian Imperial Bank of Commerce Com	2.17
Manulife Financial Corporation Com	1.80
Bank of Montreal Com	1.71

More holdings details Total

Number of Portfolio Holdings	3
------------------------------	---

For more information, please contact your CIBC Asset Management representative or visit renaissanceinvestments.ca

Axiom Canadian Growth Portfolio

This document is provided for informational purposes only and is not intended to provide financial, investment, tax, legal or accounting advice, and should not be relied upon in that regard or be considered predictive of any future market performance. Any information or discussion about the current characteristics of this fund or how the portfolio manager is managing the fund that is supplementary to information in the prospectus is not a discussion about material investment objectives or strategies, but solely a discussion of the current characteristics or manner of fulfilling the investment objectives and strategies, and is subject to change without notice. You should not act or rely on the information without seeking the advice of a professional. Commissions, trailing commissions, management fees, and expenses all may be associated with mutual fund investments.

Please read the Axiom Portfolios simplified prospectus before investing. Mutual funds are not guaranteed, their values change frequently, and past performance may not be repeated. ®Axiom, Axiom Portfolios and Renaissance Investments are registered trademarks of CIBC Asset Management Inc. Renaissance Investments is offered by CIBC Asset Management Inc.

The material and/or its contents may not be reproduced without the express written consent of CIBC Asset Management Inc.

©2025 Data Front. All Rights Reserved. The information contained herein: (1) is proprietary to Data Front and/or its content providers; (2) may not be copied or distributed; and (3) is not warranted to be accurate, complete or timely. Neither Data Front nor its content providers are responsible for any damages or losses arising from any use of this information. Past performance is no guarantee of future results. Axiom Portfolios are offered by CIBC Asset Management Inc.

™Axiom and Axiom Portfolios are registered trademarks of CIBC Asset Management Inc.