

## Axiom Balanced Income Portfolio

### Fund category

Canadian Fixed Income Balanced

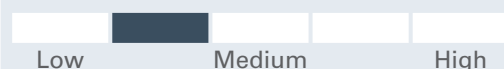
### Investment objective

Axiom Balanced Income Portfolio seeks to achieve a balance of income and long-term capital growth with a focus on income, by investing primarily in a blend of income and bond mutual funds, along with equity mutual funds.

### Why invest?

Axiom portfolios provide a diversified investment solution with the wisdom of proven portfolio managers from around the globe.

### Volatility & risk analysis



### Fund details - Class A

Fund code	ATL975
Inception date	Mar 15, 2005
Management expense ratio	2.01%
Rebalancing frequency	Dynamically
Rebalancing threshold	+/- 2.5%
Min. investment	\$500
Load structure	Front End Charge

### Fund details - Class F

Fund code	ATL981
Inception date	Sep 19, 2005
Management expense ratio	0.93%
Min. investment	\$500
Load structure	No Sales or Redem

### Closed to all purchases - Elite

Fund code	ATL950
Management expense ratio	1.42%
Load structure	Front End Charge

### Closed to all purchases - Sel

Fund code	ATL926
Management expense ratio	1.87%
Load structure	Front End Charge
Total assets (\$Mil)	69.0

### Performance as at March 31, 2025

Annual return (%)	2015	2016	2017	2018	2019	2020	2021	2022	2023	2024	YTD
Class A	2.1	4.4	5.8	-3.2	11.0	8.3	4.7	-11.9	7.3	9.0	1.1
Class F	3.1	5.3	6.8	-2.1	12.2	9.6	5.8	-11.0	8.4	10.2	1.4

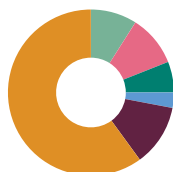
Trailing return (%)	1 mth	3 mths	6 mths	1 yr	2 yrs	3 yrs	5 yrs	10 yrs	SI
Class A	-1.2	1.1	2.0	8.0	7.0	3.2	5.3	3.2	3.8
Class F	-1.2	1.4	2.5	9.1	8.2	4.3	6.4	4.3	4.7

Dist. \$	Mar	Feb	Jan	Dec	Nov	Oct	Sep	Aug	Jul	Jun	May	Apr
Class A	-	-	-	0.3673	-	-	-	-	-	-	-	-
Class F	-	-	-	0.5383	-	-	-	-	-	-	-	-

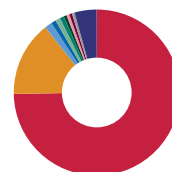
### Portfolio analysis as at March 31, 2025

**Investment Style:** Bottom-up, growth

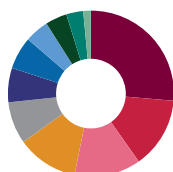
\* Due to rounding, amounts presented herein may not add up precisely to the total.



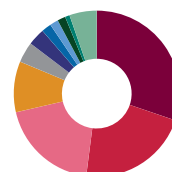
Target asset allocations	(%)
Canadian Equity	9.00
US Equity	10.00
International Equity	6.00
Emerging Markets Equity	3.00
Canadian Monthly Income	12.00
Canadian Fixed Income	60.00



Geographic allocation*	(%)
Canada	74.73
United States	14.63
United Kingdom	1.42
Japan	0.97
France	0.93
China	0.81
India	0.58
Germany	0.56
Taiwan	0.52
Netherlands	0.52
Other	4.33



Sector allocation	(%)
Financials	26.39
Information Technology	13.87
Industrials	12.93
Energy	11.94
Materials	8.20
Consumer Discretionary	6.68
Health Care	6.34
Communication Services	4.67
Consumer Staples	4.21
Utilities	3.29
Real Estate	1.49



Fixed income breakdown	(%)
Canadian Provincial Bonds	30.23
Canadian Investment Grade Bonds	21.81
Canadian Government Bonds	19.35
Canadian Corporate Bonds	9.90
U.S. Investment Grade Bonds	4.03
Canadian Municipal Bonds	3.34
Canadian Mortgage-Backed Securities	1.91
U.S. Government Bonds	1.63
U.S. Mortgage-Backed Securities	1.57
International Corporate Bonds	0.89
Other	5.32

## Axiom Balanced Income Portfolio

### Investment managers

**CIBC Asset Management Inc.**

**AllianceBernstein Canada Inc.**

**Barrantagh Investment Management Inc.**

**Canso Investment Counsel Ltd.**

**CIBC Private Wealth Advisors Inc.**

**Connor, Clark & Lunn Investment Management Ltd.**

**Guardian Capital LP**

**Morgan Stanley Investment Management Inc.**

**Victory Capital Management**

**WCM Investment Management**

### Top underlying pools (%)

CIBC Canadian Fixed Income Private Pool	59.95
CIBC Equity Income Private Pool	12.23
CIBC U.S. Equity Private Pool	9.74
CIBC Canadian Equity Private Pool	8.83
CIBC International Equity Private Pool	5.93
CIBC Emerging Markets Equity Private Pool	2.95

### Top holdings (%)

Cash & Equivalents	4.77
Government of Canada, 3.5%, 12/1/2057	1.62
Gov. of Canada, 3.5%, 9/1/2029	1.34
Royal Bank of Canada Com	1.33
Canada Housing Trust No.1, 4.25%, 3/15/2034	1.14
Gov. of Canada, 3.00%, 6/1/2034	1.05
Province of Ontario, 2.8%, 6/2/2048	1.02
Province of Alberta, 4.15%, 6/1/2033	0.97
Gov. of Canada, 3.25%, 12/1/2033	0.93
Gov. of Canada, 2.75%, 9/1/2027	0.88

### More holdings details Total

Number of Portfolio Holdings	6
------------------------------	---

For more information, please contact your CIBC Asset Management representative or visit [renaissanceinvestments.ca](https://renaissanceinvestments.ca)

## Axiom Balanced Income Portfolio

This document is provided for informational purposes only and is not intended to provide financial, investment, tax, legal or accounting advice, and should not be relied upon in that regard or be considered predictive of any future market performance. Any information or discussion about the current characteristics of this fund or how the portfolio manager is managing the fund that is supplementary to information in the prospectus is not a discussion about material investment objectives or strategies, but solely a discussion of the current characteristics or manner of fulfilling the investment objectives and strategies, and is subject to change without notice. You should not act or rely on the information without seeking the advice of a professional. Commissions, trailing commissions, management fees, and expenses all may be associated with mutual fund investments.

Please read the Axiom Portfolios simplified prospectus before investing. Mutual funds are not guaranteed, their values change frequently, and past performance may not be repeated. ®Axiom, Axiom Portfolios and Renaissance Investments are registered trademarks of CIBC Asset Management Inc. Renaissance Investments is offered by CIBC Asset Management Inc.

The material and/or its contents may not be reproduced without the express written consent of CIBC Asset Management Inc.

©2025 Data Front. All Rights Reserved. The information contained herein: (1) is proprietary to Data Front and/or its content providers; (2) may not be copied or distributed; and (3) is not warranted to be accurate, complete or timely. Neither Data Front nor its content providers are responsible for any damages or losses arising from any use of this information. Past performance is no guarantee of future results. Axiom Portfolios are offered by CIBC Asset Management Inc.

™Axiom and Axiom Portfolios are registered trademarks of CIBC Asset Management Inc.