

## Axiom Balanced Growth Portfolio

### Fund category

Canadian Equity Balanced

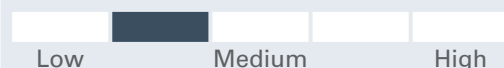
### Investment objective

Axiom Balanced Growth Portfolio seeks to achieve a balance of income and long-term capital growth by investing in a diversified mix of equity, income, and bond mutual funds.

### Why invest?

Axiom portfolios provide a diversified investment solution with the wisdom of proven portfolio managers from around the globe.

### Volatility & risk analysis



### Fund details - Class A

Fund code	ATL986
Inception date	Mar 15, 2005
Management expense ratio	2.20%
Rebalancing frequency	Dynamically
Rebalancing threshold	+/- 2.5%
Min. investment	\$500
Load structure	Front End Charge

### Fund details - Class F

Fund code	ATL789
Inception date	Apr 22, 2005
Management expense ratio	1.02%
Min. investment	\$500
Load structure	No Sales or Redem

### Closed to all purchases - Elite

Fund code	ATL956
Management expense ratio	1.53%
Load structure	Front End Charge

### Closed to all purchases - Sel

Fund code	ATL932
Management expense ratio	2.02%
Load structure	Front End Charge

Total assets (\$Mil) 178.1

### Performance as at March 31, 2025

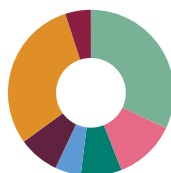
Annual return (%)	2015	2016	2017	2018	2019	2020	2021	2022	2023	2024	YTD
Class A	1.3	6.3	8.2	-6.1	14.5	8.5	9.5	-11.1	8.3	12.7	1.4
Class F	2.7	7.7	9.6	-4.9	15.9	9.8	10.8	-10.0	9.6	14.0	1.7

Trailing return (%)	1 mth	3 mths	6 mths	1 yr	2 yrs	3 yrs	5 yrs	10 yrs	SI
Class A	-1.3	1.4	3.0	9.8	9.5	4.3	8.7	4.6	4.6
Class F	-1.2	1.7	3.6	11.1	10.8	5.5	10.0	5.9	6.0

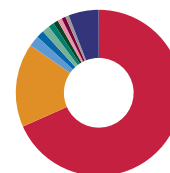
Dist. \$	Mar	Feb	Jan	Dec	Nov	Oct	Sep	Aug	Jul	Jun	May	Apr
Class A	-	-	-	0.2264	-	-	-	-	-	-	-	-
Class F	-	-	-	0.4489	-	-	-	-	-	-	-	-

### Portfolio analysis as at March 31, 2025

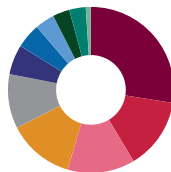
\* Due to rounding, amounts presented herein may not add up precisely to the total.



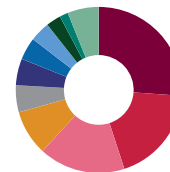
Target asset allocations	(%)
Canadian Equity	32.00
US Equity	12.00
International Equity	8.00
Emerging Markets Equity	5.00
Canadian Monthly Income	8.00
Canadian Fixed Income	30.00
Global Bond	5.00



Geographic allocation*	(%)
Canada	68.36
United States	16.30
United Kingdom	2.10
China	1.51
Japan	1.45
France	1.12
India	0.95
Taiwan	0.86
Germany	0.79
Switzerland	0.68
Other	5.89



Sector allocation	(%)
Financials	27.52
Energy	13.90
Information Technology	13.12
Industrials	12.93
Materials	10.60
Consumer Discretionary	5.82
Health Care	4.82
Communication Services	3.78
Consumer Staples	3.31
Utilities	3.21
Real Estate	0.99



Fixed income breakdown	(%)
Canadian Provincial Bonds	26.15
Canadian Investment Grade Bonds	18.88
Canadian Government Bonds	16.82
Canadian Corporate Bonds	8.79
U.S. Government Bonds	5.28
International Government Bonds	5.18
U.S. Investment Grade Bonds	4.36
U.S. Mortgage-Backed Securities	3.92
Canadian Municipal Bonds	2.89
Canadian Mortgage-Backed Securities	1.65
Other	6.08

## Axiom Balanced Growth Portfolio

### Investment managers

**CIBC Asset Management Inc.**

**AllianceBernstein Canada Inc.**

**Barrantagh Investment Management Inc.**

**Brandywine Global Investment Management LLC**

**Canso Investment Counsel Ltd.**

**CIBC Private Wealth Advisors Inc.**

**Connor, Clark & Lunn Investment Management Ltd.**

**Guardian Capital LP**

**Morgan Stanley Investment Management Inc.**

**PIMCO**

**Victory Capital Management**

**WCM Investment Management**

### Top underlying pools (%)

CIBC Canadian Equity Private Pool	32.09
CIBC Canadian Fixed Income Private Pool	29.62
CIBC U.S. Equity Private Pool	11.62
CIBC Equity Income Private Pool	8.19
CIBC International Equity Private Pool	7.99
CIBC Global Bond Private Pool	5.18
CIBC Emerging Markets Equity Private Pool	4.94

### Top holdings (%)

Cash & Equivalents	5.30
Royal Bank of Canada Com	2.72
Agnico-Eagle Mines Ltd. Com	1.76
Enbridge Inc. Com	1.56
Toronto-Dominion Bank Com New	1.50
Shopify Inc. Cl A	1.36
Constellation Software Inc. Com	1.28
Canadian Imperial Bank of Commerce Com	1.11
Brookfield Corporation Vtg Shs Cl A	0.93
Manulife Financial Corporation Com	0.88

### More holdings details Total

Number of Portfolio Holdings	7
------------------------------	---

For more information, please contact your CIBC Asset Management representative or visit [renaissanceinvestments.ca](https://renaissanceinvestments.ca)

## Axiom Balanced Growth Portfolio

This document is provided for informational purposes only and is not intended to provide financial, investment, tax, legal or accounting advice, and should not be relied upon in that regard or be considered predictive of any future market performance. Any information or discussion about the current characteristics of this fund or how the portfolio manager is managing the fund that is supplementary to information in the prospectus is not a discussion about material investment objectives or strategies, but solely a discussion of the current characteristics or manner of fulfilling the investment objectives and strategies, and is subject to change without notice. You should not act or rely on the information without seeking the advice of a professional. Commissions, trailing commissions, management fees, and expenses all may be associated with mutual fund investments.

Please read the Axiom Portfolios simplified prospectus before investing. Mutual funds are not guaranteed, their values change frequently, and past performance may not be repeated. ®Axiom, Axiom Portfolios and Renaissance Investments are registered trademarks of CIBC Asset Management Inc. Renaissance Investments is offered by CIBC Asset Management Inc.

The material and/or its contents may not be reproduced without the express written consent of CIBC Asset Management Inc.

©2025 Data Front. All Rights Reserved. The information contained herein: (1) is proprietary to Data Front and/or its content providers; (2) may not be copied or distributed; and (3) is not warranted to be accurate, complete or timely. Neither Data Front nor its content providers are responsible for any damages or losses arising from any use of this information. Past performance is no guarantee of future results. Axiom Portfolios are offered by CIBC Asset Management Inc.

™Axiom and Axiom Portfolios are registered trademarks of CIBC Asset Management Inc.