

## Renaissance Canadian All-Cap Equity Fund

### Fund category

Canadian Equity

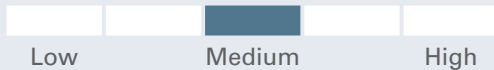
### Investment objective

Renaissance Canadian All-Cap Equity Fund seeks to achieve long-term investment returns through capital growth, by investing primarily in equity securities of Canadian issuers.

### Why invest?

Diversified Canadian equity exposure across market capitalizations

### Volatility & risk analysis



### Fund details - Class A

Fund code ATL1023  
 Inception date Sep 26, 2011  
 Management expense ratio 2.17%  
 Min. investment \$500  
 Load structure Front End Charge

### Fund details - Class F

Fund code ATL068  
 Inception date Oct 13, 2011  
 Management expense ratio 0.94%  
 Min. investment \$500  
 Load structure No Sales or Redem  
 Total assets (\$Mil) 256.8

### Performance as at March 31, 2024

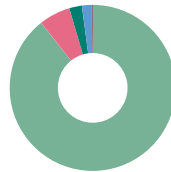
Annual return (%)	2014	2015	2016	2017	2018	2019	2020	2021	2022	2023	YTD
Class A	4.8	-7.5	11.8	8.2	-12.7	26.1	5.7	19.2	-6.9	9.2	6.9
Class F	6.2	-6.2	13.4	9.6	-11.6	27.7	7.0	20.7	-5.7	10.5	7.3

Trailing return (%)	1 mth	3 mths	6 mths	1 yr	2 yrs	3 yrs	5 yrs	10 yrs	SI
Class A	3.5	6.9	14.7	15.1	1.9	7.1	8.8	5.3	6.5
Class F	3.6	7.3	15.4	16.5	3.2	8.4	10.2	6.6	7.7

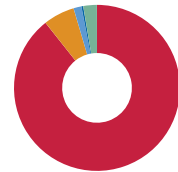
Dist. \$	Mar	Feb	Jan	Dec	Nov	Oct	Sep	Aug	Jul	Jun	May	Apr
Class A	-	-	-	0.1972	-	-	-	-	-	-	-	-
Class F	-	-	-	0.4294	-	-	-	-	-	-	-	-

### Portfolio analysis as at March 31, 2024

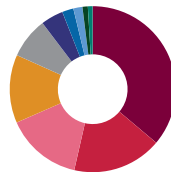
Investment Style: Bottom-up, value



Asset allocation*	(%)
Canadian Equity	89.34
U.S. Equity	6.10
Cash and Equivalents	2.49
International Equity	1.89
Other	0.18



Geographic allocation*	(%)
Canada	89.34
United States	6.10
Bermuda	1.55
Australia	0.34
Other	2.67



Sector allocation	(%)
Financials	36.16
Energy	17.43
Industrials	14.84
Information Technology	13.30
Materials	7.93
Communication Services	4.38
Consumer Discretionary	2.20
Utilities	1.78
Health Care	1.05
Real Estate	0.92

## Renaissance Canadian All-Cap Equity Fund

### Investment managers

**CIBC Asset Management Inc.**

2018-06-05

Top holdings	(%)
Royal Bank of Canada Com	6.21
Shopify Inc. Cl A	4.53
Toronto-Dominion Bank Com New	4.49
Enbridge Inc. Com	4.25
Manulife Financial Corporation Com	4.18
Canadian Pacific Kansas City Limited Com	3.81
Canadian Natural Resources Ltd. Com	3.55
Canadian Imperial Bank of Commerce Com	3.53
Canadian National Railway Company Com	3.43
Constellation Software Inc. Com	3.35

More holdings details	Total
Total Number of Holdings	61

For more information, please contact your CIBC Asset Management representative or visit [renaissanceinvestments.ca](http://renaissanceinvestments.ca)

## Renaissance Canadian All-Cap Equity Fund

\* Due to rounding, amounts presented herein may not add up precisely to the total.

Renaissance Investments is offered by CIBC Asset Management Inc. The views expressed in this document are the views of CIBC Asset Management Inc. and are subject to change at any time. CIBC Asset Management Inc. does not undertake any obligation or responsibility to update such opinions. This document is provided for general informational purposes only and does not constitute financial, investment, tax, legal or accounting advice nor does it constitute an offer or solicitation to buy or sell any securities referred to. Individual circumstances and current events are critical to sound investment planning; anyone wishing to act on this document should consult with his or her advisor. All opinions and estimates expressed in this document are as of the date of publication unless otherwise indicated, and are subject to change.

®Renaissance Investments is a registered trademark of CIBC Asset Management Inc. The material and/or its contents may not be reproduced without the express written consent of CIBC Asset Management Inc.

©2022 Data Front. All Rights Reserved. The information contained herein: (1) is proprietary to Data Front and/or its content providers; (2) may not be copied or distributed; and (3) is not warranted to be accurate, complete or timely. Neither Data Front nor its content providers are responsible for any damages or losses arising from any use of this information. Past performance is no guarantee of future results.

®Renaissance Investments is offered by and is a registered trademark of CIBC Asset Management Inc. All fund performance is reported net of fees, benchmark data is reported gross of fees. This may impact a direct comparison between the fund and its benchmark.